

Comparison of KS2 National Curriculum Tests (SATs) for Reading from 2016 onwards



1 - Flesch-Kincaid Grade Level match up to the US grade levels of education readers will need to be able to comprehend a particular text, e.g., if the text has a Flesch-Kincaid Grade Level of 9, to be able to understand the document easily the reader would have had to have undergone around nine years of education (i.e., reached around 9th grade).

2 - How comprehensible a document is will be indicated on the Flesch Reading Ease Score by a number between 0 and 100. Scores around 100 mean the document is extremely easy to read, while scores around 0 mean that it is highly complex and difficult to understand.

3 - To the nearest Whole Number

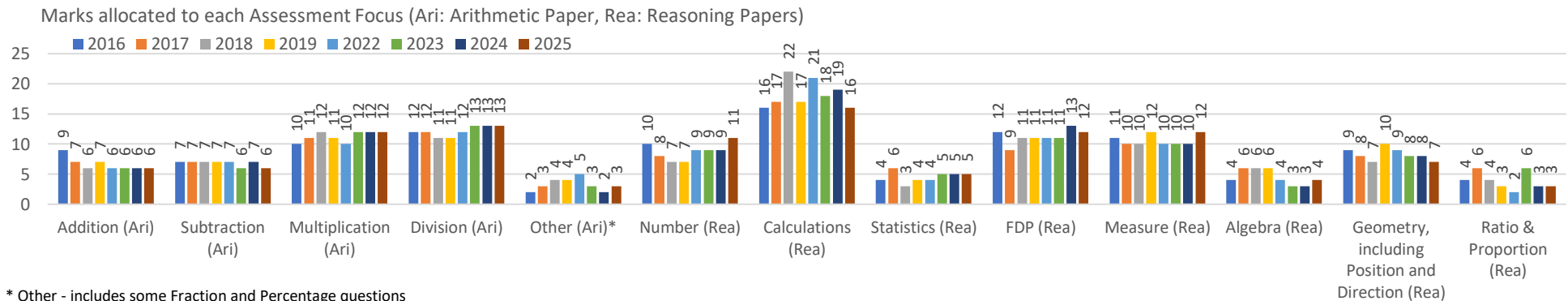
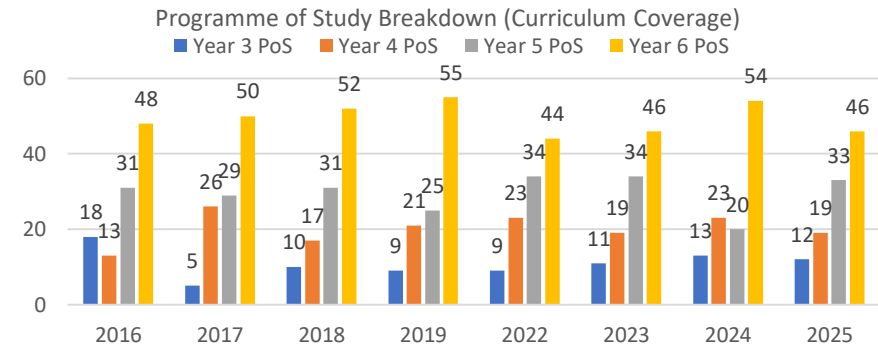
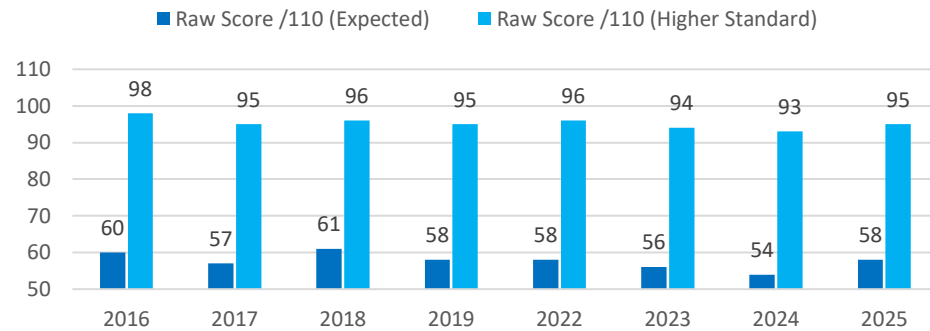
* - Comparison of text, Meaning of whole text, Prediction

--- Average shown by dotted line

For free access to Past National Curriculum Tests and Phonics Checks, visit **PrimaryTools.co.uk**. You can also access our powerful **Test Analysis Tools** which provide **question level/gap analysis**; cohort overviews and individual pupil reports. Reading Analysis is always free! **Click on the logo to the right to visit.** Marking and Analysis Service available at **PrimaryAnalysis.co.uk**.

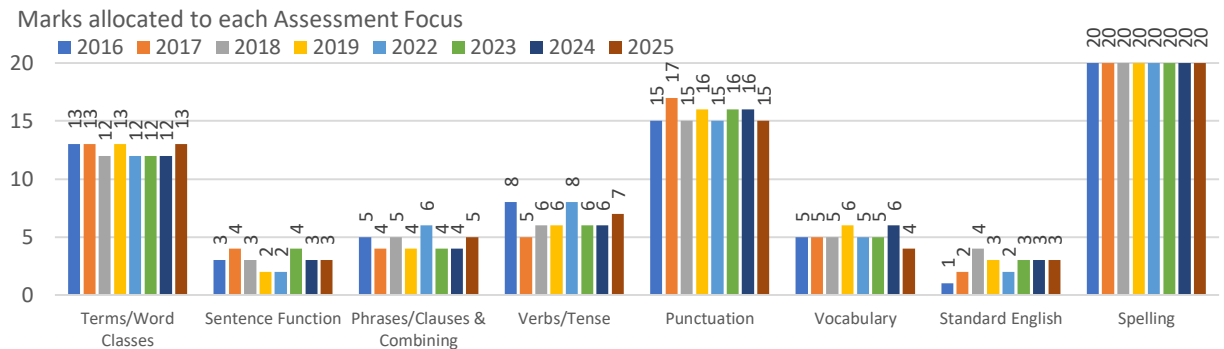
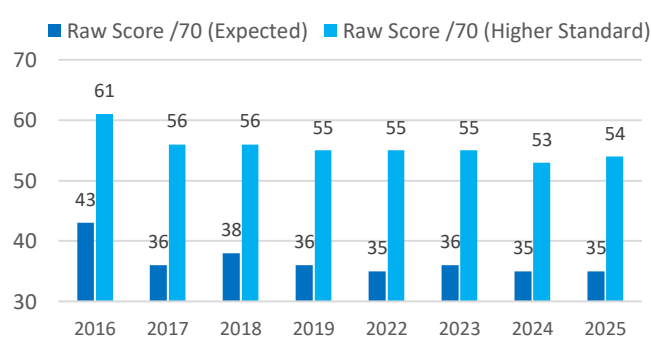


Comparison of KS2 National Curriculum Tests (SATs) for Mathematics from 2016 onwards



* Other - includes some Fraction and Percentage questions

Comparison of KS2 National Curriculum Tests (SATs) for Grammar, Punctuation and Spelling from 2016 onwards



For free access to Past National Curriculum Tests and Phonics Checks, visit **PrimaryTools.co.uk**. You can also access our powerful **Test Analysis Tools** which provide **question level/gap analysis**; cohort overviews and individual pupil reports. Reading Analysis is always free! **Click on the logo to the right to visit**. Marking and Analysis Service available at **PrimaryAnalysis.co.uk**.

