

MATHEMATICS


KEY STAGE 2 2006

TEST B LEVELS
3-5

CALCULATOR ALLOWED

PAGE	MARKS
5	
7	
9	
11	
13	
15	
17	
19	
21	
TOTAL	

BORDERLINE CHECK



First Name

Last Name

School



Lin



David



Rosie

Instructions

You **may** use a calculator to answer any questions in this test.

Work as quickly and as carefully as you can.

You have **45 minutes** for this test.

If you cannot do one of the questions, **go on to the next one**.

You can come back to it later, if you have time.

If you finish before the end, **go back and check your work**.

Follow the instructions for each question carefully.



This shows where you need to put the answer.

If you need to do working out, you can use any space on a page.

Some questions have an answer box like this:

The diagram shows a large rectangular box representing an answer area. On the left side of this box, there is a callout bubble containing the text: "Show your **method**. You may get a mark." An arrow points from the bubble to the right. Above the callout bubble is a small pencil icon. In the bottom right corner of the large rectangular box, there is a smaller, empty rectangular box representing an answer box.

For these questions you may get a mark for showing your method.

1

Write in the missing numbers.

$$35 \times \boxed{} = 140$$

1a

1 mark

$$633 - \boxed{} = 34$$

1b

1 mark

2

Draw one line from **each calculation** on the left to the correct box on the right.

One has been done for you.



$$11 \times 11$$

$$4 \times 5 \times 6$$

$$56 + 27 + 17$$

$$835 - 745$$

$$4000 \div 50$$

greater than 100

less than 100

equal to 100

2i

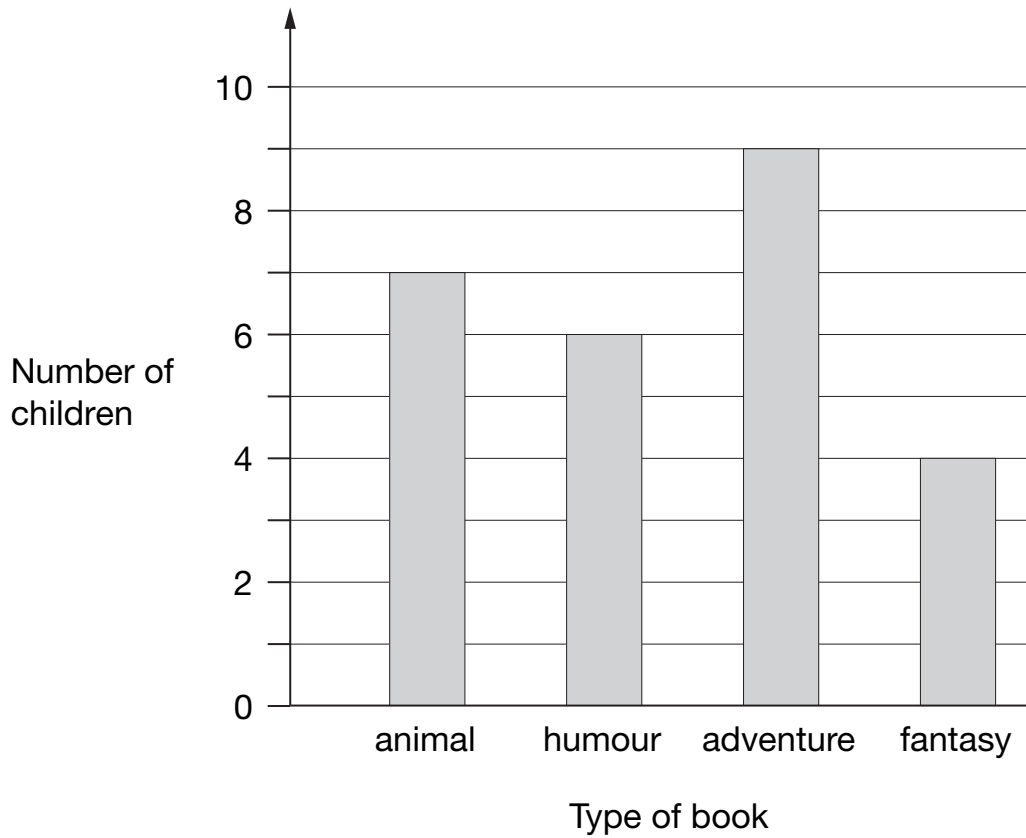
2ii

2 marks

3

Class 6 did a survey of their favourite types of story book.

Here are their results.



How many more children chose **adventure** books than **fantasy** books?



3a
1 mark

Five girls chose **animal** books.

How many **boys** chose animal books?



3b
1 mark

4

Each missing digit in this sum is a **9** or a **1**

Write in the missing digits.

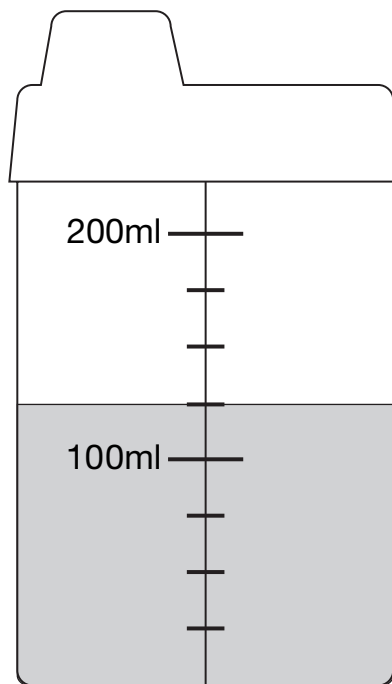
$$\begin{array}{|c|c|} \hline & \\ \hline \end{array} + \begin{array}{|c|c|} \hline & \\ \hline \end{array} + \begin{array}{|c|c|} \hline & \\ \hline \end{array} = 201$$

1 mark

4

5

Here is a baby's drinking cup.



How many millilitres of water are in the cup?



1 mark

5

6

These are the prices in a shoe shop.



boots
£45.50



sandals
£12.75



trainers
£34.99

How much **more** do the boots cost than the trainers?



£

6a

1 mark

Rosie buys a pair of trainers and a pair of sandals.

How much change does she get from **£50**?



Show your **method**.
You may get a mark.

£

6bi

6bii

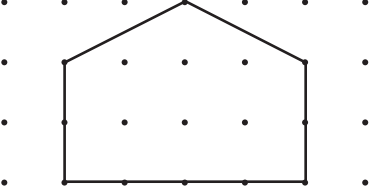
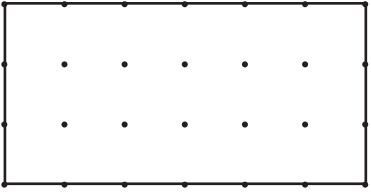
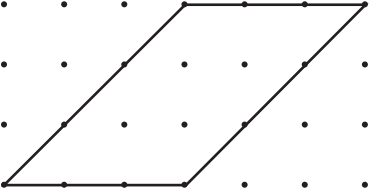
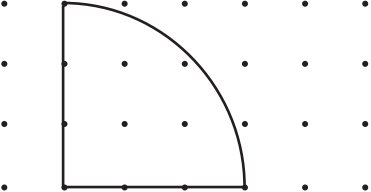
2 marks

7

Put ticks (✓) and crosses (✗) on the chart to complete it correctly.

One has been done for you.



Shape	It is a quadrilateral	It has one or more right angles
	✗	✓
		
		
		

7a
1 mark

7b
1 mark

8

Forest School sells badges for charity.



For each badge sold, **£1.20** is given to a charity.

How much does the charity get when **12** badges are sold?



8a

1 mark

If the charity got **£24**, how many badges were sold?



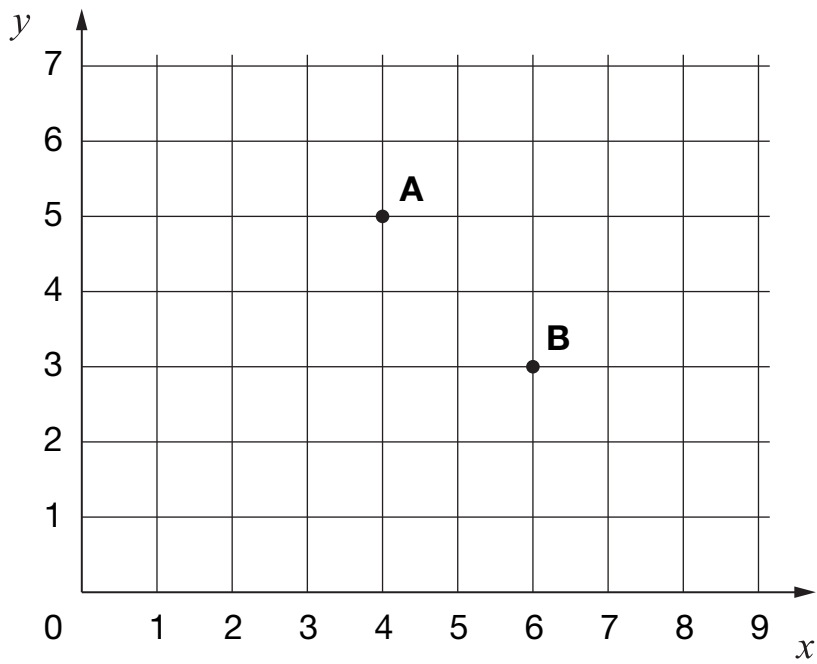
8b

1 mark

9


A, **B**, **C** and **D** are the vertices of a rectangle.

A and **B** are shown on the grid.



D is the point (3, 4)

Write the coordinates of point **C**.



9
1 mark

10

Here is a number sentence.

$$\boxed{?} + 27 > 85$$

Circle **all** the numbers below that make the number sentence correct.

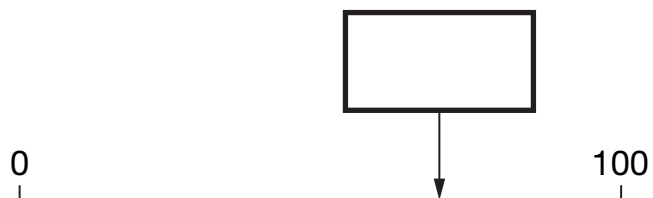
-  30 40 50 60 70

10
1 mark

11

Here is a number line.

Estimate the number marked by the arrow.



11

1 mark

12

The numbers in this sequence increase by the same amount each time.

Write in the missing numbers.



12

1 mark

11

Total out of 4 _____

13

Here is a sorting diagram with four sections, **A**, **B**, **C** and **D**.

	multiple of 10	not a multiple of 10
multiple of 20	A	B
not a multiple of 20	C	D

Write a number that could go in section **C**.



13a

1 mark

Section **B** can never have any numbers in it.

Explain why.



13b

1 mark

14

Calculate $\frac{3}{4}$ of £15

14

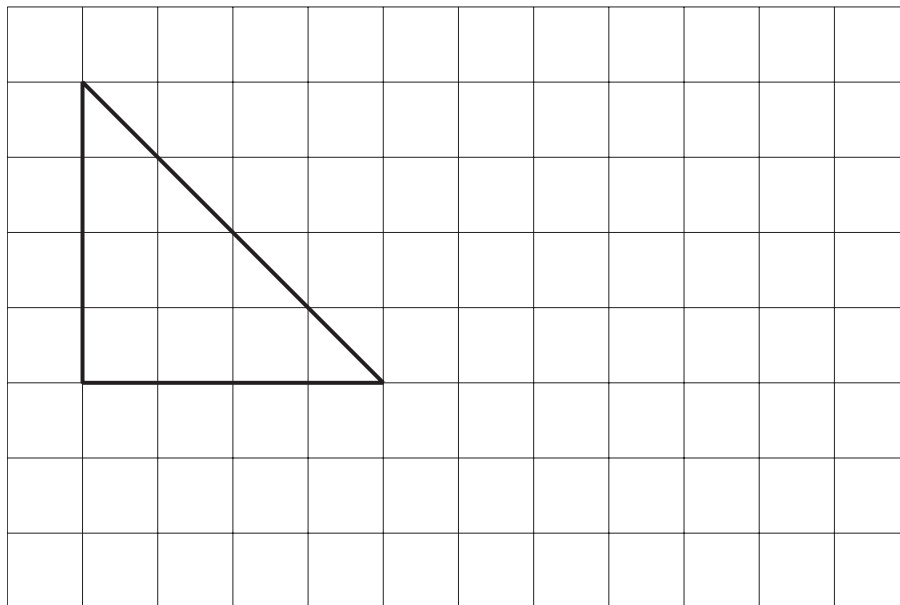
1 mark

15

Here is a triangle drawn on a square grid.

Draw a **rectangle** on the grid with the **same area** as the triangle.

Use a ruler.



15

1 mark

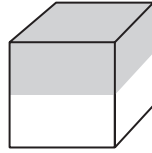
13

Total out of 4 _____

16

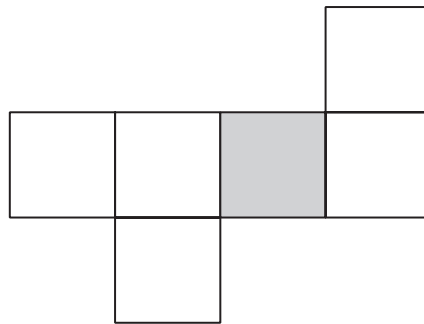
Here is a cube.

The cube is shaded all the way round so that the top half is grey and the bottom half is white.



Here is the net of the cube.

Complete the shading.



16i

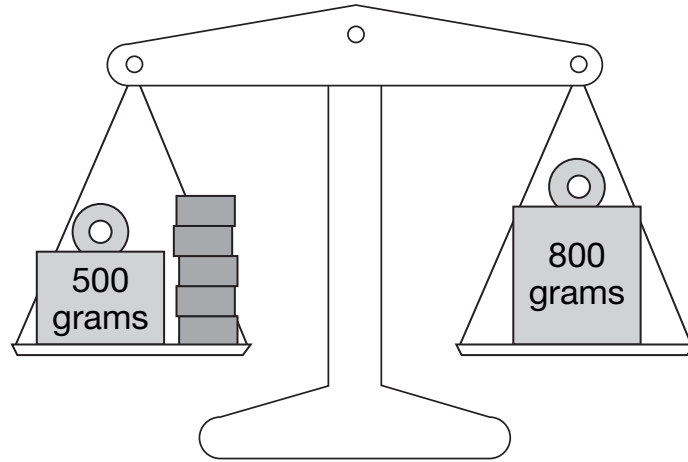
16ii

2 marks

17

Lin has five blocks which are all the same.

She balances them on the scale with two weights.



Calculate the weight of **one** block.

Show your **method**.
You may get a mark.

g

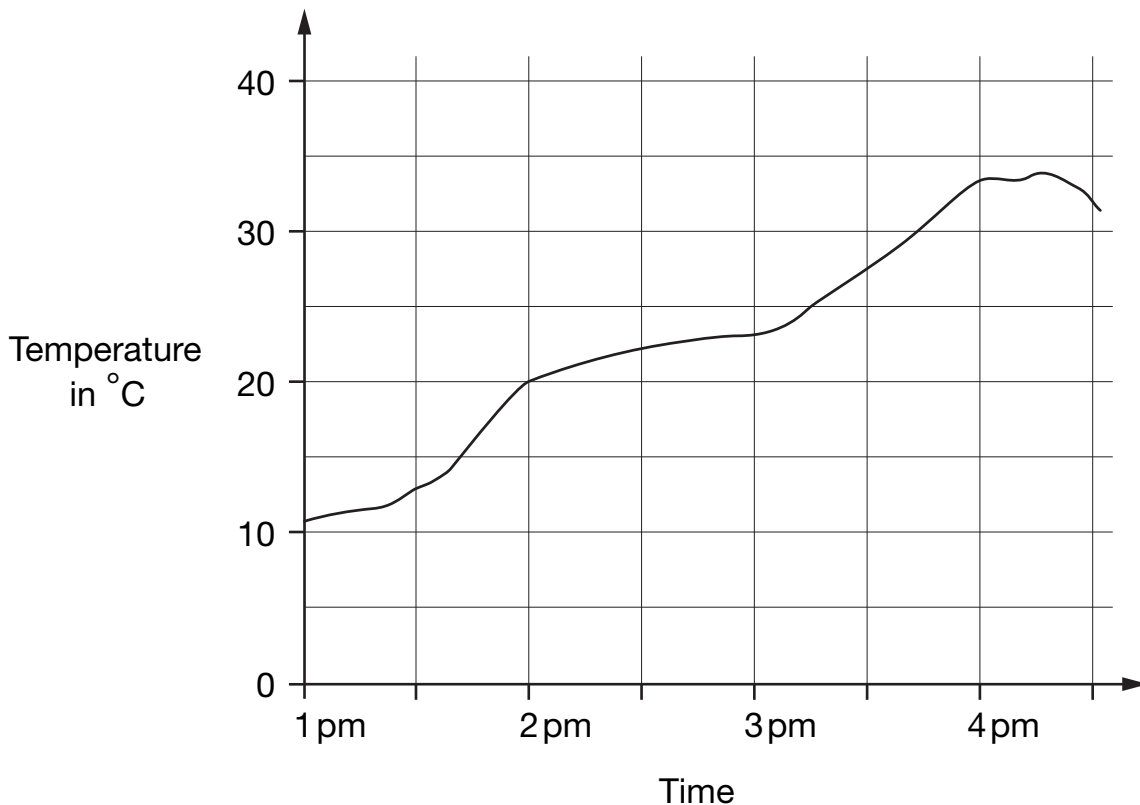
17i

17ii

2 marks

18

This graph shows the temperature in a greenhouse.



Use the graph to find the time when the temperature was 25°C.



18a

1 mark

Use the graph to find the difference between the temperature at 2pm and the temperature at 4pm.



18b

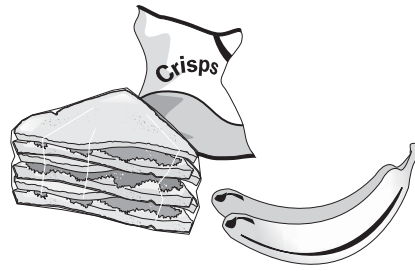
1 mark

19

David and his friends prepare a picnic.

Each person at the picnic will get:

- 3 sandwiches
- 2 bananas
- 1 packet of crisps



The children pack **45** sandwiches.

How many **bananas** do they pack?

 Show your **method**. You may get a mark.


bananas

19i
19ii
2 marks

20

Write the answer to each of these calculations rounded to the nearest whole number.

One has been done for you.

	to the nearest whole number
 75.7×59	4466
$7734 \div 60$	
772.4×9.7	
$20.34 \times (7.9 - 5.4)$	


20i

20ii

2 marks

21

Here is a pattern on a grid.



What **percentage** of the grid is shaded?

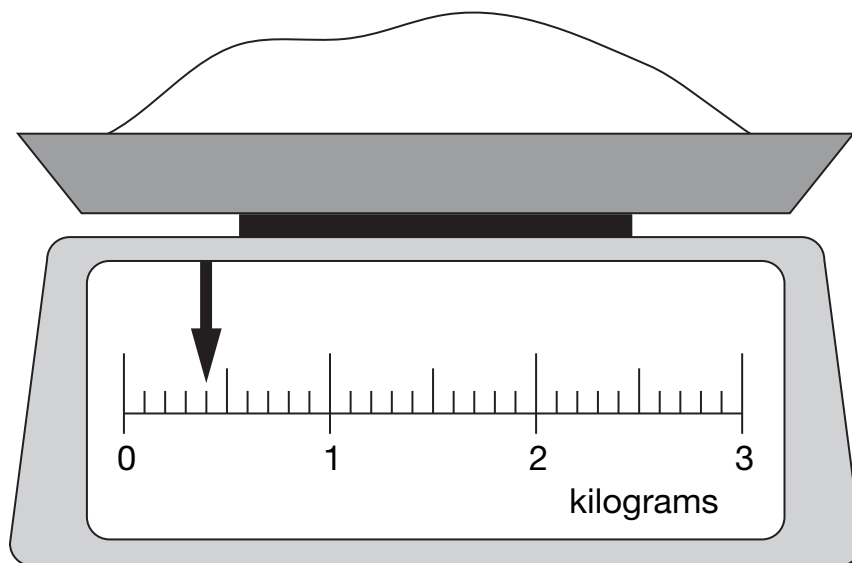


21

1 mark

22

Here is some flour on a weighing scale.

How many **grams** of flour are on the scale?

grams

22a

1 mark

How much more flour must be added to the scale to make 1.6kg?



22b

1 mark

23

Circle the **two** prime numbers.

29

39

49

59

69

23

1 mark

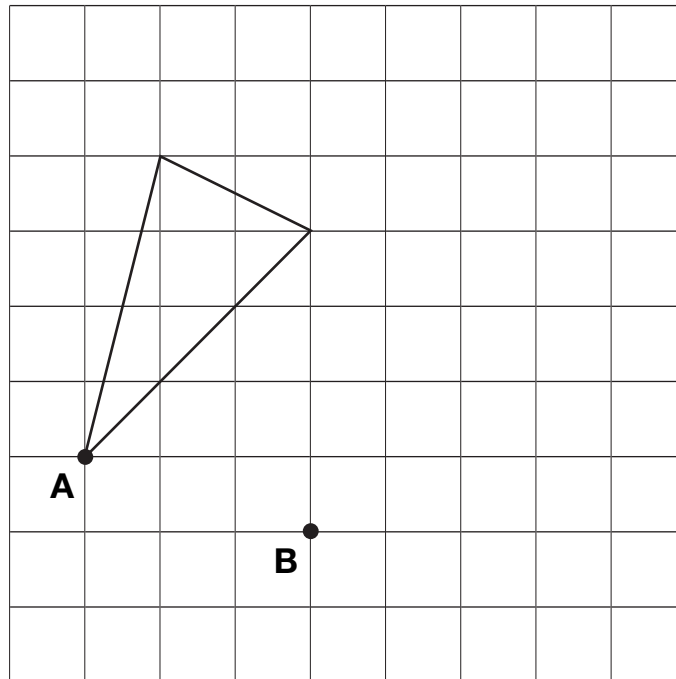
24

Here is a triangle on a square grid.

The triangle is translated so that point **A** moves to point **B**.

Draw the triangle in its new position.

Use a ruler.

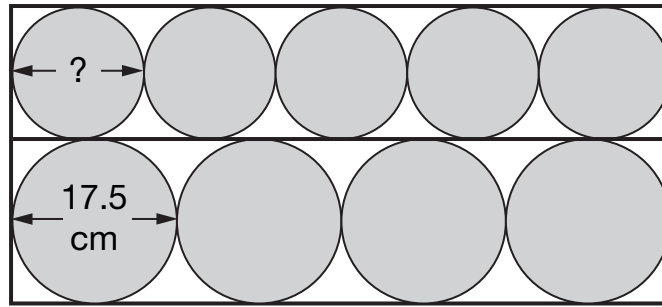


24

1 mark

25


Four large circles and five small circles fit exactly inside this rectangle.



Not actual size

The **diameter** of a large circle is **17.5** centimetres.

Calculate the **diameter** of a small circle.



Show your **method**.
You may get a mark.

cm

25i

25ii

2 marks

End of test

© **Qualifications and Curriculum Authority 2006**

QCA, 83 Piccadilly, London W1J 8QA

Order refs:

QCA/06/1905 (pupil pack)

QCA/06/1900 (mark schemes pack)

270002