

National curriculum tests

Key stage 2

Mathematics

Mark schemes

SAMPLE BOOKLET

Published July 2015

This sample test indicates how the national curriculum will be assessed from 2016.
Further information is available on GOV.UK at www.gov.uk/sta.

[BLANK PAGE]

This page is intentionally blank.

Contents

1. Introduction	4
2. Structure of the key stage 2 mathematics test	4
3. Content domain coverage	4
4. Explanation of the mark schemes	6
5. General marking guidance	7
5.1 Applying the mark schemes	7
5.2 General marking principles	7
6. Marking specific types of question: summary of additional guidance	10
6.1 Responses involving money	10
6.2 Responses involving time	11
6.3 Responses involving measures	12
7. Mark schemes for Paper 1: arithmetic	13
8. Mark schemes for Paper 2: reasoning	18
9. Mark schemes for Paper 3: reasoning	24

1. Introduction

The Standards and Testing Agency (STA) is responsible for the development and delivery of statutory tests and assessments. STA is an executive agency of the Department for Education.

The 2014 national curriculum will be assessed for the first time in May 2016. The sample test and mark schemes set out how the new national curriculum will be assessed from 2016 onwards. This test has been developed to meet the specification set out in the test framework for mathematics at key stage 2. The test frameworks are on the GOV.UK website at www.gov.uk/sta.

A new test and mark scheme will be developed each year.

The 2016 key stage 2 tests will be marked by external markers. The sample tests will be marked by teachers if they are used to prepare pupils for the 2016 tests.

Scaled score conversion tables are not included in this document. Conversion tables are produced as part of the standard-setting process. As the sample tests are not subject to standard setting, they are not available for these tests. Scaled score conversion tables for the 2016 tests will be published at www.gov.uk/sta in June 2016.

A variety of questions has been included in this sample test to demonstrate the formats and curriculum content that pupils may encounter in a live test. A commentary is provided for any questions where it is useful.

This sample test mark scheme is provided to give teachers an indication of how the tests will be marked. The mark schemes for the sample tests have been subject to a shorter process than the full, rigorous development process that is used for live mark schemes. The pupil examples are based on responses gathered from the test trialling process.

The sample test and mark schemes have been reviewed by teachers and other expert reviewers.

2. Structure of the key stage 2 mathematics test

The key stage 2 mathematics test materials comprise:

- Paper 1: arithmetic (40 marks)
- Paper 2: reasoning (35 marks)
- Paper 3: reasoning (35 marks)

3. Content domain coverage

The sample test meets the specification set out in the test framework. Table 1 sets out the areas of the content domain that are assessed in the sample test papers. This will be explicit on tests in 2016 and beyond.

The references below are taken from the test framework. They document which areas of the content domain are assessed in each paper. For example, a question assessing 4C7 sets out

Sample key stage 2 mathematics test mark schemes

to 'multiply two-digit and three-digit numbers by a one-digit number using a formal written layout' and is taken from the Year 4 programme of study.

Table 1: content domain coverage of the sample key stage 2 mathematics test

Paper 1: arithmetic		Paper 2: reasoning		Paper 3: reasoning	
Qu.	Content domain reference	Qu.	Content domain reference	Qu.	Content domain reference
1	3N2b	1	3N2b	1	5S1
2	4C7	2	3C8	2	5N5
3	4F8	3	4S1	3a	5N3a
4	3C7	4	4F2	3b	5F6b
5	4C2	5	4M4c	4	4S1
6	4C6a	6	5M4	5	3M9
7	3C1	7	5C5a	6	5C6b
8	4F8	8	6A2	7	5M2
9	4C6b	9a	3M2a	8	6P2
10	3F4	9b	5G4	9	5M9c
11	5C6a	10	5C7a	10	4F10b
12	6F9a	11	5N3b	11	4C2
13	5C5d	12	5F10	12	5F10
14	5C2	13	3G2	13	5F3
15	5C6b	14	5N4	14	6F9
16	5C6a	15	6G4	15	6G3a
17	6R2	16	6C8	16	6C8
18	6F9b	17	6S3	17	5F12
19	3F4	18	6S1	18	6R1
20	5C2	19	6F10	19	6C7a
21	5C7b	20	6R4	20	6P3
22	4C2				
23	6C7a				
24	5F10				
25	6C7b				
26	6F5a				
27	6R2				
28	5C2				
29	6C7a				
30	5F5				
31	6C9				
32	6F5b				
33	6F4				
34	6C7b				
35	6F4				
36	6F5b				

4. Explanation of the mark schemes

The marking information for each question is set out in the form of tables which start in section 7 of this booklet.

The '**Qu.**' column on the left-hand side of each table provides a quick reference to the question number and part.

The '**Mark**' column indicates the total number of marks available for each question part.

The '**Requirement**' column may include two types of information:

- A statement of the requirements for the award of each mark, with an indication of whether credit can be given for a correct method
- Examples of some different types of correct response.

The '**Additional guidance**' column indicates alternative acceptable responses, and provides details of specific type of response which are unacceptable. Other guidance such as the range of acceptable answers is provided as necessary.

5. General marking guidance

5.1 Applying the mark schemes

To ensure consistency of marking, the most frequent procedural queries are listed in section 5.2 along with the action the marker will take. This is followed by further guidance on pages 10 and 12 relating to marking questions involving money, time and other measures. Unless otherwise specified in the mark scheme, markers will apply the following guidelines in all cases.

5.2 General marking principles

We are currently reviewing the general guidance for marking mathematics tests. The general marking principles below are taken from the 2015 key stage 2 levels 3-5 mathematics mark schemes. Some of the principles set out in these tables may be amended as a result of the review.

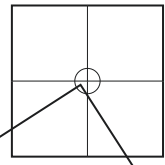
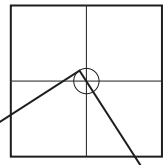
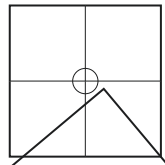
Table 2: General marking principles

<p>The pupil's response is numerically or algebraically equivalent to the answer in the mark scheme.</p>	<p>Markers will award the mark unless the mark scheme states otherwise.</p>
<p>The pupil's response does not match closely any of the examples given.</p>	<p>Markers will use their judgement in deciding whether the response corresponds with the statement of the requirements given in the 'Requirement' column. Reference will also be made to the 'Additional guidance' column and, if there is still uncertainty, markers will contact the supervising marker.</p>
<p>The pupil has responded in a non-standard way.</p>	<p>Pupils may provide evidence in a form as long as its meaning can be understood. Diagrams, symbols or words are acceptable for explanations or for indicating a response.</p> <p>In arithmetic paper 1, pupils should use formal methods for calculating their answers. For long division and long multiplication questions the correct answers is awarded 2 marks. A partial credit of 1 mark will be awarded for evidence of using formal methods with one arithmetic error.</p> <p>In paper 2 paper 3, a partial credit mark (or marks) will awarded for evidence of a complete and correct method.</p>

Sample key stage 2 mathematics test mark schemes

<p>There appears to be a misreading affecting the working.</p>	<p>This is when the pupil misreads the information given in the question and uses different information without altering the original intention or difficulty level of the question. For each misread that occurs, 1 mark only will be deducted.</p> <p>In 1-mark questions – 0 marks are awarded.</p> <p>In 2-mark questions that have a method mark – 1 mark will be awarded if the correct method is correctly implemented with the misread number.</p>
<p>No answer is given in the expected place, but the correct answer is given elsewhere.</p>	<p>Where a pupil has shown understanding of the question, the mark(s) will be given. In particular, where a word or number response is expected, a pupil may meet the requirement by annotating a graph or labelling a diagram elsewhere in the question.</p>
<p>The pupil's answer is correct but the wrong working is shown.</p>	<p>A correct response will always be marked as correct.</p>
<p>The response in the answer box is wrong, but the correct answer is shown in the working.</p>	<p>Where appropriate, detailed guidance will be given in the mark scheme, which markers will follow. If no guidance is given, markers will examine each case to decide whether:</p> <ul style="list-style-type: none"> • the incorrect answer is due to a transcription error, if so, the mark will be awarded • the pupil has continued to give redundant extra working which does not contradict work already done, if so, the mark will be awarded • the pupil has continued to give redundant extra working which does contradict work already done, if so, the mark will not be awarded.
<p>The correct response has been crossed out and not replaced.</p>	<p>Do not give credit for legible crossed-out answers that have not been replaced.</p> <p>Do not give credit for crossed-out answers that have been replaced by a further incorrect attempt.</p>
<p>More than one answer is given.</p>	<p>If all answers are correct (or a range of answers is given, all of which are correct), the mark will be awarded unless prohibited by the mark schemes. If both correct and incorrect responses are given, no mark will be awarded.</p>

Sample key stage 2 mathematics test mark schemes

<p>The answer is correct but, in a later part of the question, the pupil has contradicted this response.</p>	<p>A mark given for one part will not be disallowed for working or answers given in a different part, unless the mark scheme specifically states otherwise.</p>
<p>The pupil has drawn lines which do not meet at the correct point.</p>	<p>Markers will interpret the phrase ‘slight inaccuracies in drawing’ to mean ‘within or on a circle of radius 2mm with its centre at the correct point’.</p> <div style="display: flex; justify-content: space-around; align-items: flex-end;"> <div style="text-align: center;">  <p>within the circle accepted</p> </div> <div style="text-align: center;">  <p>on the circle accepted</p> </div> <div style="text-align: center;">  <p>outside the circle not accepted</p> </div> </div>

Recording marks awarded

Marking will take place on screen with markers viewing scanned images of pupils' scripts. Marks should be entered into the marking system in accordance with the guidance for the on-screen marking software.

Further details on recording marks and the use of the on-screen system will be given at marker training.

For multiple-mark questions, markers will record the award 3, 2, 1 or 0 as appropriate, according to the mark scheme criteria. There will be provision in the software to record questions not attempted.

The software will aggregate mark totals automatically.

6. Marking specific types of question: summary of additional guidance

6.1 Responses involving money

	Accept	Do not accept
<p>Where the £ sign is given</p> <p>for example: £3.20, £7</p> <p>£ <input type="text"/></p>	<p>£3.20 £7</p> <p> £7.00</p> <p>Any unambiguous indication of the correct amount, e.g.</p> <p>£3.20p</p> <p>£3 20 pence</p> <p>£3 20</p> <p>£3,20</p> <p>£3-20</p> <p>£3:20</p>	<p>Incorrect placement of pounds or pence, e.g.</p> <p>£320</p> <p>£320p</p> <p>Incorrect placement of decimal point or incorrect use or omission of 0, e.g.</p> <p>£3.2</p> <p>£3 200</p> <p>£32 0</p> <p>£3-2-0</p>
<p>Where the p sign is given</p> <p>for example: 40p</p> <p><input type="text"/> p</p>	<p>40p</p> <p>Any unambiguous indication of the correct amount, e.g.</p> <p>£0.40p</p>	<p>Incorrect or ambiguous use of pounds or pence, e.g.</p> <p>0.40p</p> <p>£40p</p>

Sample key stage 2 mathematics test mark schemes

	Accept	Do not accept
Where no sign is given for example: £3.20, 40p <input type="text"/>	£3.20 40p 320p £0.40 Any unambiguous indication of the correct amount, e.g. £3.20p £0.40p £3 20 pence £.40p £3 20 £.40 £3,20 40 £3-20 0.40 £3:20 3.20 320 3 pounds 20	Incorrect or ambiguous use of pounds or pence, e.g. £320 £40 £320p £40p £3.2 0.4 3.20p 0.40p

6.2 Responses involving time

	Accept	Do not accept
A time interval for example: 2 hours 30 minutes	2 hours 30 minutes Any unambiguous, correct indication, e.g. 2½ hours 2.5 hours 2h 30 2h 30 min 2 30 150 minutes 150 Digital electronic time, i.e. 2:30	Incorrect or ambiguous time interval, e.g. 2.30 2-30 2,30 230 2.3 2.3 hours 2.3h 2h 3 2.30 min

Sample key stage 2 mathematics test mark schemes

	Accept	Do not accept
A specific time for example: 8:40am, 17:20	8:40am 8:40 twenty to nine Any unambiguous, correct indication, e.g. 08.40 8.40 0840 8 40 8-40 8,40 Unambiguous change to 12- or 24-hour clock, e.g. 17:20 as 5:20pm or 17:20pm	Incorrect time, e.g. 8.4am 8.40pm Incorrect placement of separators, spaces, etc. or incorrect use or omission of 0, e.g. 840 8:4:0 8.4 084

6.3 Responses involving measures

	Accept	Do not accept
Where units are given (e.g. kg, m, l) for example: 8.6kg <div style="border: 1px solid black; display: inline-block; padding: 2px 10px;">kg</div>	8.6kg Any unambiguous indication of the correct measurement, e.g. 8.60kg 8.6000kg 8kg 600g	Incorrect or ambiguous use of units, e.g. 8600kg

Note

If a pupil leaves the answer box empty but writes the answer elsewhere on the page, then that answer must be consistent with the units given in the answer box and the conditions listed above.

If a pupil changes the unit given in the answer box, then their answer must be equivalent to the correct answer using the unit they have chosen, unless otherwise indicated in the mark schemes.

7. Mark schemes for Paper 1: arithmetic

Qu.	Requirement	Mark	Additional guidance
1	1079	1m	
2	246	1m	
3	6.4	1m	
4	72	1m	
5	1620	1m	
6	8	1m	
7	463	1m	
8	2.55	1m	
9	140	1m	
10	$\frac{3}{5}$	1m	Accept equivalent fractions or an exact decimal equivalent, e.g. 0.6
<p>Question 10 commentary: As the question is expressed in common fractions, pupils should give their answer as a common fraction. An equivalent fraction such as $\frac{6}{10}$ would also be awarded the mark. Since this fraction does have an exact decimal equivalent, the mark scheme also allows this to be awarded the mark.</p>			
11	70	1m	
12	128	1m	
13	16	1m	
<p>Question 13 commentary: Pupils are expected to know the notation for square and cube numbers (5C5d).</p>			
14	49500	1m	
15	10000	1m	
16	120	1m	
<p>Question 16 commentary: Pupils are expected to use their knowledge of table facts to answer this question.</p>			
17	300	1m	
18	9.12	1m	

Sample key stage 2 mathematics test mark schemes

Qu.	Requirement	Mark	Additional guidance
19	$\frac{5}{9}$	1m	Accept equivalent fractions or the exact decimal equivalent, e.g. $0.\overline{5}$ (accept any unambiguous indication of the recurring digit). Do not accept rounded or truncated decimals.
<p>Question 19 commentary: This question is also expressed in common fractions and pupils should give their answer as a common fraction. This fraction answer does have a recurring decimal equivalent which would also be creditworthy. However, a decimal answer truncated to 0.5 or rounded to 0.56 for example would not be awarded the mark.</p>			
20	14 399	1m	
21	1501	1m	
22	5.99	1m	
23	<p>Award TWO marks for the correct answer of 1242</p> <p>If the answer is incorrect, award ONE mark for the formal method of long multiplication which contains no more than ONE arithmetical error, e.g.</p> <ul style="list-style-type: none"> $\begin{array}{r} 54 \\ \times 23 \\ \hline 162 \\ 1080 \\ \hline \end{array}$ <p>wrong answer</p> 	Up to 2m	<p>Do not award any marks if:</p> <ul style="list-style-type: none"> the error is in the place value, e.g. the omission of the zero when multiplying by tens: $\begin{array}{r} 54 \\ \times 23 \\ \hline 162 \\ 108 \\ \hline \end{array}$ <p>wrong answer</p> the final (answer) line of digits is missing. <p>Working must be carried through to reach an answer for the award of ONE mark.</p>
<p>Question 23 commentary: Two marks are awarded for the correct answer. However, if the answer is incorrect, one mark can only be awarded if the pupil has used the formal method of long multiplication.</p>			
24	6.52	1m	

Sample key stage 2 mathematics test mark schemes

Qu.	Requirement	Mark	Additional guidance
25	<p>Award TWO marks for the correct answer of 232</p> <p>If the answer is incorrect, award ONE mark for the formal methods of division which contains no more than ONE arithmetical error, e.g.</p> <ul style="list-style-type: none"> long division algorithm $\begin{array}{r} \text{wrong answer} \\ 13 \overline{)3016} \\ \underline{26} \\ 41 \\ - \underline{39} \\ 26 \\ - \underline{26} \\ 0 \end{array}$ <ul style="list-style-type: none"> short division algorithm $\begin{array}{r} \text{wrong answer} \\ 13 \overline{)30^41^26} \end{array}$	Up to 2m	<p>Working must be carried through to reach an answer for the award of ONE mark.</p> <p>Do not award any marks if the final (answer) line of digits is missing.</p> <p>Short division methods must be supported by evidence of appropriate carrying figures to indicate the use of a division algorithm, and be a complete method.</p>
<p>Question 25 commentary: Two marks are awarded for the correct answer. However, if the answer is incorrect, one mark can only be awarded if the pupil has used one of the formal methods of long or short division. An appropriate carrying figure in short division must be less than 13 in this instance.</p>			
26	$\frac{1}{32}$	1m	<p>Accept equivalent fractions or the exact decimal equivalent, e.g. 0.03125</p> <p>Do not accept rounded or truncated decimals.</p>
27	228	1m	
28	188901	1m	

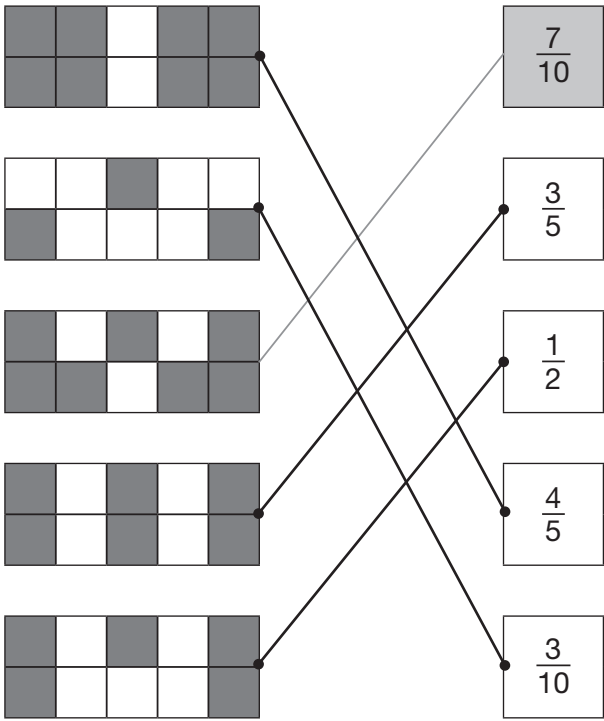
Sample key stage 2 mathematics test mark schemes

Qu.	Requirement	Mark	Additional guidance
29	<p>Award TWO marks for the correct answer of 36612</p> <p>If the answer is incorrect, award ONE mark for the formal method of long multiplication which contains no more than ONE arithmetical error, e.g.</p> <ul style="list-style-type: none"> $\begin{array}{r} 678 \\ \times 54 \\ \hline 33900 \\ 2712 \\ \hline \end{array}$ <p>wrong answer</p> 	Up to 2m	<p>Do not award any marks if:</p> <ul style="list-style-type: none"> the error is in the place value, e.g. the omission of the zero when multiplying by tens, i.e. $\begin{array}{r} 678 \\ \times 54 \\ \hline 3390 \\ 2712 \\ \hline \end{array}$ <p>wrong answer</p> the final (answer) line of digits is missing. <p>Working must be carried through to reach an answer for the award of ONE mark.</p>
30	$25\frac{1}{2}$	1m	Accept equivalent fractions or an exact decimal equivalent, e.g. 25.5
31	12	1m	
<p>Question 31 commentary: Pupils are expected to use their knowledge of the order of operations to carry out calculations involving the four operations (6C9) in this case to evaluate 4×2 first and then to subtract that product from 20</p>			
32	$\frac{1}{5}$	1m	Accept equivalent fractions or an exact decimal equivalent, e.g. 0.2
33	$\frac{19}{20}$	1m	<p>Accept equivalent fractions or an exact decimal equivalent, e.g. 0.95</p> <p>Do not accept rounded or truncated decimals.</p>

Sample key stage 2 mathematics test mark schemes

Qu.	Requirement	Mark	Additional guidance
34	<p>Award TWO marks for the correct answer of 63</p> <p>If the answer is incorrect, award ONE mark for the formal methods of division which contain no more than ONE arithmetical error, e.g.</p> <ul style="list-style-type: none"> long division algorithm $\begin{array}{r} \text{wrong answer} \\ 37 \overline{)2331} \\ - \quad 222 \\ \hline \quad 111 \\ - \quad 111 \\ \hline \quad \quad 0 \end{array}$ <ul style="list-style-type: none"> short division algorithm $\begin{array}{r} \text{wrong answer} \\ 37 \overline{)2331} \end{array}$	Up to 2m	<p>Working must be carried through to reach an answer for the award of ONE mark.</p> <p>Do not award any marks if the final (answer) line of digits is missing.</p> <p>Short division methods must be supported by evidence of appropriate carrying figures to indicate the use of a division algorithm, and be a complete method.</p>
35	$1 \frac{5}{8}$	1m	<p>Accept equivalent fractions or an exact decimal equivalent, e.g. 1.625</p> <p>Do not accept rounded or truncated decimals.</p>
36	$\frac{3}{8}$	1m	<p>Accept equivalent fractions or an exact decimal equivalent, e.g. 0.375</p> <p>Do not accept rounded or truncated decimals.</p>

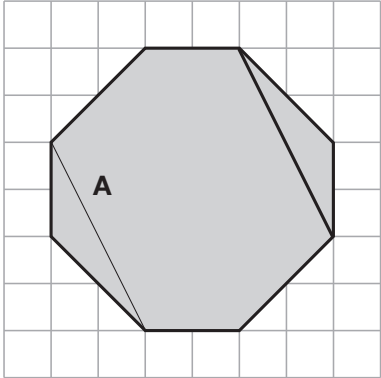
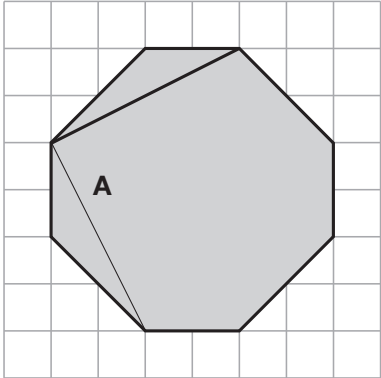
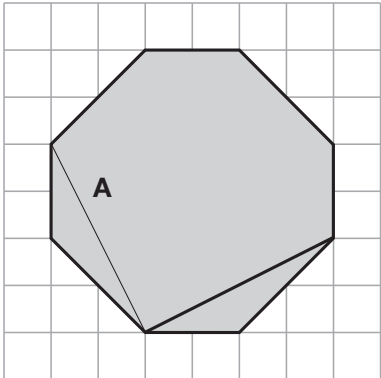
8. Mark schemes for Paper 2: reasoning

Qu.	Requirement	Mark	Additional guidance
1	257	1m	
2	<p>Award TWO marks for the correct answer of 122</p> <p>If the answer is incorrect, award ONE mark for evidence of an appropriate method, e.g.</p> <ul style="list-style-type: none"> $4 \times 7 = 28$ $150 - 28$ 	Up to 2m	Answer need not be obtained for the award of ONE mark.
3a	Paris	1m	
3b	3		Do not accept -3
4	<p>Award TWO marks for four shapes matched correctly as shown:</p>  <p>If the answer is incorrect, award ONE mark for three shapes matched correctly.</p>	Up to 2m	<p>Lines need not touch shapes or fraction boxes, provided the intention is clear.</p> <p>Do not credit any shape that has been matched to more than one fraction.</p>
5	7 hours and 24 minutes	1m	
6	7 minutes to 9 OR 8:53	1m	

Sample key stage 2 mathematics test mark schemes

Qu.	Requirement	Mark	Additional guidance
7	<p>Award TWO marks for three rows completed correctly as shown:</p> <p>50</p> <p>(120) OR 140 OR 160 OR 180</p> <p>(210) OR 240 OR 270</p> <p>(320) OR 360</p> <p>If the answer is incorrect, award ONE mark for two rows correct.</p>	Up to 2m	
8a	£2.55	1m	
8b	<p>Award TWO marks for the correct answer of 25</p> <p>If the answer is incorrect, award ONE mark for evidence of an appropriate method, e.g.</p> <ul style="list-style-type: none"> • £5.15 – 15p = £5 £5 ÷ 20p <p>OR</p> <ul style="list-style-type: none"> • £5.15 – 15p = £5 5 × 5 	Up to 2m	Answer need not be obtained for the award of ONE mark.
Question 8b commentary: The 2014 national curriculum specifies that pupils should use simple formulae (6A2).			
9a	Answer in the range 5.5cm to 5.9cm inclusive .	1m	
9b	Answer in the range 143° to 147° inclusive .	1m	
Question 9b commentary: Some measures questions specify the unit to be used. Where the unit is given in the question lozenge and in the answer box, it must be used. If pupils express their answers using a different unit, e.g. as 57mm in the first part of this question, the mark will not be awarded.			
10	<p>Award TWO marks for both digits correct, as shown:</p> $\begin{array}{r} 4 \boxed{1} \\ \times \quad \boxed{2} 6 \\ \hline 246 \\ 820 \\ \hline 1066 \end{array}$ <p>If the answer is incorrect, award ONE mark for one digit correct.</p>	Up to 2m	

Sample key stage 2 mathematics test mark schemes

Qu.	Requirement	Mark	Additional guidance
11	115	1m	
Question 11 commentary: The 2014 national curriculum specifies that pupils should read Roman numerals to 100 (4N3a) and then to 1000 (5N3a).			
12	1.75	1m	
13a	Line drawn parallel to A, as shown: 	1m	Accept slight inaccuracies in drawing, provided the intention is clear.
13b	Line drawn perpendicular to A, as shown:  OR 	1m	Accept slight inaccuracies in drawing, provided the intention is clear.

Sample key stage 2 mathematics test mark schemes

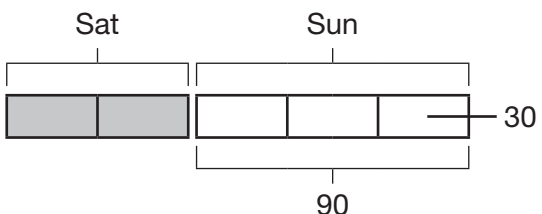
Qu.	Requirement	Mark	Additional guidance
14	<p>Award TWO marks for all three numbers correctly rounded:</p> <p>120 000</p> <p>125 000</p> <p>124 500</p> <p>If the answer is incorrect, award ONE mark for any two numbers correctly rounded.</p>	Up to 2m	
15	<p>Award TWO marks for the correct answer of 104°</p> <p>If the answer is incorrect, award ONE mark for evidence of an appropriate method, e.g.</p> <ul style="list-style-type: none"> $180 - 38 - 38 = a$ 	Up to 2m	Answer need not be obtained for the award of ONE mark.
16	<p>Award TWO marks for the correct answer of £5.75</p> <p>If the answer is incorrect, award ONE mark for evidence of an appropriate method, e.g.</p> <ul style="list-style-type: none"> $\text{£}6.75 \times 3 = \text{£}20.25$ $\text{£}20.25 + \text{£}8.50 = \text{£}28.75$ $\text{£}28.75 \div 5$ 	Up to 2m	Answer need not be obtained for the award of ONE mark.
17	<p>Award TWO marks for the correct answer of 145</p> <p>If the answer is incorrect, award ONE mark for evidence of an appropriate method, e.g.</p> <ul style="list-style-type: none"> $\begin{array}{r} 144 \\ 136 \\ 142 \\ 143 \\ 152 \\ 148 \\ + 150 \\ \hline 1015 \end{array}$ $1015 \div 7$ 	Up to 2m	Answer need not be obtained for the award of ONE mark.

Sample key stage 2 mathematics test mark schemes

Qu.	Requirement	Mark	Additional guidance
18	<p>Award ONE mark for an explanation which recognises that the two pie charts represent different numbers of children, e.g.</p> <ul style="list-style-type: none"> • '25 boys like milk chocolate best and more than 25 girls do' • 'It's almost half of 100 girls and that's more than half of 50 boys' • 'The pie chart shows that half of the boys chose milk chocolate and that's 25. About 45 girls chose milk chocolate because it's nearly half of the girls' pie chart' • '25 boys chose milk chocolate, but (whole number in the range 40–49) girls chose milk chocolate' • 'There are twice as many girls as boys so a quarter of the girls' pie chart is the same number as half of the boys' pie chart, and it's more than a quarter of the girls' • $\frac{1}{2}$ of 50 boys chose milk = 25 • $\frac{1}{4}$ of 100 girls chose plain = 25 <p>and from the girls' pie chart it is obvious that more chose milk than plain'</p> <ul style="list-style-type: none"> • 'There are twice as many girls as boys and the sizes of the pie charts show this and the area for boys who like milk chocolate is smaller than the area for girls who like it'. 	1m	<p>Do not accept vague or incomplete explanations, e.g.</p> <ul style="list-style-type: none"> • '100 is more than 50' • 'More girls took part than boys so more girls like milk chocolate' • 'The section for boys who like milk chocolate is smaller than the section for girls who like it'.

Question 18 commentary: The pie charts are presented using the mathematical convention that their areas are proportional to the numbers they represent, i.e. in this example the chart for girls has twice the area of the chart for boys.

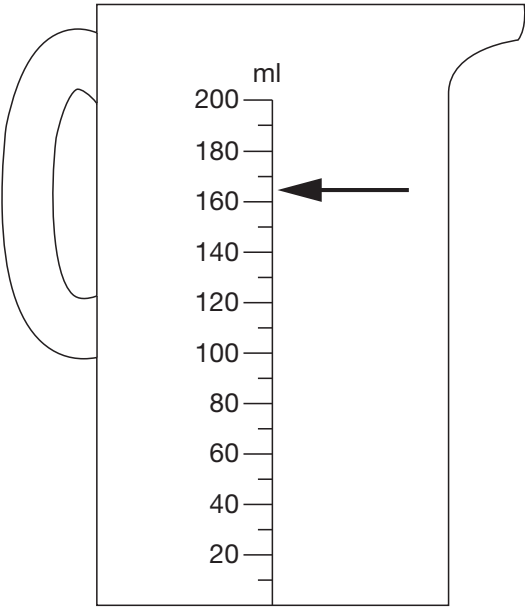
Sample key stage 2 mathematics test mark schemes

Qu.	Requirement	Mark	Additional guidance
19	<p>Award TWO marks for the correct answer of £16470</p> <p>If the answer is incorrect, award ONE mark for evidence of an appropriate method, e.g.</p> <ul style="list-style-type: none"> • $\text{£}32.94 \times 1000 = \text{£}32\,940$ $\text{£}32\,940 \div 2$ <p>OR</p> <ul style="list-style-type: none"> • $\text{£}32.94 \times 500$ $= \text{£}3294 \times 5$ 	Up to 2m	Answer need not be obtained for the award of ONE mark.
20	<p>Award TWO marks for the correct answer of 150 pages.</p> <p>If the answer is incorrect, award ONE mark for evidence of an appropriate method, e.g.</p> <ul style="list-style-type: none"> • $\frac{3}{5} = 90$ $9 \div 3 = 30$ 30×5 <p>OR</p> <ul style="list-style-type: none"> •  <p>30×5</p>	Up to 2m	Answer need not be obtained for the award of ONE mark.

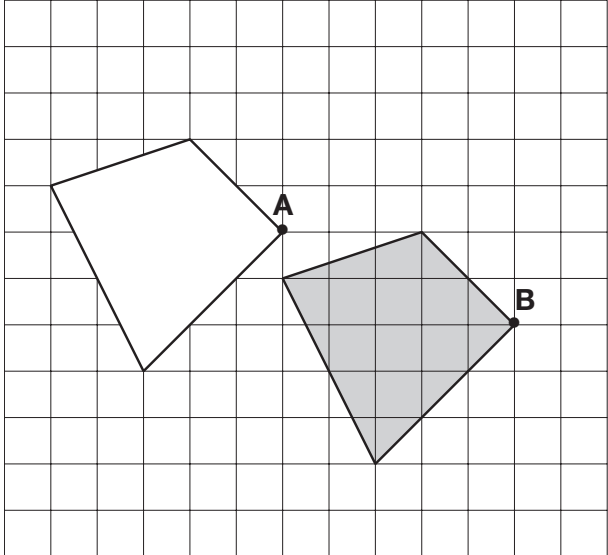
9. Mark schemes for Paper 3: reasoning

Qu.	Requirement	Mark	Additional guidance									
1	<p>Award TWO marks for three boxes completed correctly, e.g.</p> <table border="1" style="margin-left: auto; margin-right: auto;"> <tr> <td></td> <td>multiple of 5</td> <td>not a multiple of 5</td> </tr> <tr> <td>multiple of 3</td> <td>30</td> <td>3, 6, 9 etc</td> </tr> <tr> <td>not a multiple of 3</td> <td>5, 10, 20 etc</td> <td>1, 2, 4, 7 etc</td> </tr> </table> <p>If the answer is incorrect, award ONE mark for at least two boxes completed correctly.</p>		multiple of 5	not a multiple of 5	multiple of 3	30	3, 6, 9 etc	not a multiple of 3	5, 10, 20 etc	1, 2, 4, 7 etc	Up to 2m	<p>Accept more than one correct multiple in any box.</p> <p>Do not accept any box containing a correct multiple and an incorrect number.</p>
	multiple of 5	not a multiple of 5										
multiple of 3	30	3, 6, 9 etc										
not a multiple of 3	5, 10, 20 etc	1, 2, 4, 7 etc										
2	<p>Award TWO marks for both numbers correct as shown.</p> <table style="margin-left: auto; margin-right: auto;"> <tr> <td style="border: 1px solid black; padding: 5px; text-align: center;">-12</td> <td style="border: 1px solid black; padding: 5px; text-align: center;">-5</td> <td style="border: 1px solid black; padding: 5px; text-align: center;">2</td> </tr> </table> <p>If the answer is incorrect, award ONE mark for one number correct.</p>	-12	-5	2	Up to 2m	<p>Do not accept 12-</p> <p>Accept +2 in the right-hand box.</p>						
-12	-5	2										
3a	4	1m	Do not accept four OR 400									
3b	6	1m	Do not accept six OR $\frac{6}{100}$									
<p>Question 3 commentary: This question assesses place value in whole numbers up to 1 000 000 (5N3a) and in decimals (5F6b).</p>												
4a	February and April in either order.	1m	<p>Accept alternative unambiguous indications, e.g. F and A.</p> <p>Do not accept the amounts collected in February and April, i.e. £55 and £65</p>									
4b	£80	1m										

Sample key stage 2 mathematics test mark schemes

Qu.	Requirement	Mark	Additional guidance
5	<p>Arrow or line drawn to a point in the range 160ml to 170ml exclusive.</p> 	1m	Do not accept arrow drawn to 160ml or 170ml.
6	<p>Award TWO marks for all three calculations completed correctly, as shown:</p> <p>5.3 $\boxed{\div 10}$ = 0.53</p> <p>5.3 $\boxed{\times 1000}$ = 5300</p> <p>5.3 $\boxed{\div 100}$ = 0.053</p> <p>If the answer is incorrect, award ONE mark for two calculations correct.</p>	Up to 2m	
7	Fifty-three thousand, one hundred and forty-eight	1m	

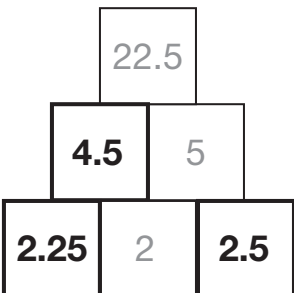
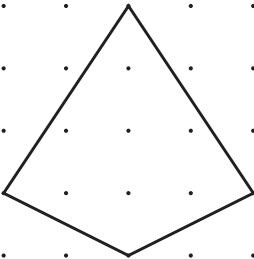
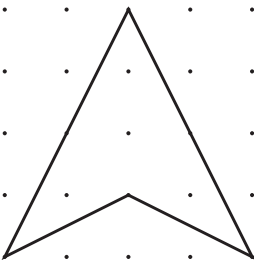
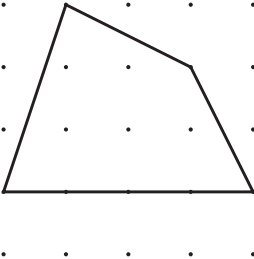
Sample key stage 2 mathematics test mark schemes

Qu.	Requirement	Mark	Additional guidance
8	<p>Award TWO marks for three vertices of the shape, excluding B, translated correctly as shown below:</p>  <p>If the answer is incorrect, award ONE mark for two vertices, excluding B, translated correctly.</p>	Up to 2m	Accept slight inaccuracies in drawing provided intention is clear.
9	<p>Award TWO marks for the correct answer of 29.25g</p> <p>If the answer is incorrect, award ONE mark for evidence of an appropriate method, e.g.</p> <ul style="list-style-type: none"> • $6.5 \div 2 = 3.25$ $3 \times 6.5 = 20.5$ (error) $3 \times 3.25 = 9.75$ $20.5 + 9.75$ <p>OR</p> <ul style="list-style-type: none"> • $10p + 5p$ weigh $6.5g + 3.25g = 9.75$ 3 of each coin = 9.75×3 	Up to 2m	Answer need not be obtained for the award of ONE mark.
10	<p>Award TWO marks for the correct answer of 25p or £0.25</p> <p>If the answer is incorrect, award ONE mark for evidence of an appropriate method, e.g.</p> <ul style="list-style-type: none"> • Lemons $\pounds 1 \div 5 = 20p$ each Oranges $\pounds 1.80 \div 4 = 45p$ each $45p - 20p$ 	Up to 2m	Answer need not be obtained for the award of ONE mark.

Sample key stage 2 mathematics test mark schemes

Qu.	Requirement	Mark	Additional guidance
11	<p>Award TWO marks for four boxes completed correctly, as shown.</p> $ \begin{array}{r} \boxed{5} \ \boxed{6} \ \boxed{2} \ \boxed{8} \\ + \boxed{3} \ \boxed{3} \ \boxed{9} \ \boxed{1} \\ \hline \boxed{9} \ \boxed{0} \ \boxed{1} \ \boxed{9} \end{array} $ <p>If the answer is incorrect, award ONE mark for three boxes completed correctly.</p>	Up to 2m	
12	0.993	1m	
13	<p>Award ONE mark for any of the following:</p> $\frac{7}{16} < \frac{6}{12} < \frac{5}{8}$ <p>OR</p> $\frac{7}{16} < \frac{6}{12} < \frac{3}{4}$ <p>OR</p> $\frac{7}{16} < \frac{5}{8} < \frac{3}{4}$ <p>OR</p> $\frac{6}{12} < \frac{5}{8} < \frac{3}{4}$	1m	<p>Accept equivalent fractions correctly ordered, e.g.</p> $\frac{21}{48} < \frac{24}{48} < \frac{30}{48}$ $\frac{21}{48} < \frac{24}{48} < \frac{36}{48}$ $\frac{7}{16} < \frac{10}{16} < \frac{12}{16}$ $\frac{12}{24} < \frac{15}{24} < \frac{18}{24}$

Sample key stage 2 mathematics test mark schemes

Qu.	Requirement	Mark	Additional guidance
14	<p>Award TWO marks for three numbers correctly placed.</p> <div style="text-align: center;">  </div> <p>If the answer is incorrect award ONE mark for two numbers correctly placed.</p>	Up to 2m	
<p>Question 14 commentary: This question involves multiplying and dividing decimals where the answer has up to two decimal places (6F9).</p>			
15	<p>A quadrilateral with three acute angles, e.g.</p> <div style="text-align: center;">  </div> <p>OR</p> <div style="text-align: center;">  </div> <p>OR</p> <div style="text-align: center;">  </div>	1m	Accept inaccurate drawing provided the intention is clear.

Sample key stage 2 mathematics test mark schemes

Qu.	Requirement	Mark	Additional guidance
16	<p>Award TWO marks for the correct answer of 96</p> <p>If the answer is incorrect, award ONE mark for evidence of an appropriate method, e.g.</p> <ul style="list-style-type: none"> $10.5 \times 2 = 21$ $21 + 11 = 32$ 32×3 	Up to 2m	Answer need not be obtained for the award of ONE mark.
17	35%	1m	
18	<p>Award TWO marks for the correct answer of 90g</p> <p>If the answer is incorrect, award ONE mark for evidence of an appropriate method, e.g.</p> <ul style="list-style-type: none"> $300 \div 400 = \frac{3}{4}$ $\frac{3}{4} \times 120$ 	Up to 2m	Answer need not be obtained for the award of ONE mark.

Sample key stage 2 mathematics test mark schemes

Qu.	Requirement	Mark	Additional guidance
19	<p>Award THREE marks for the correct answer of 3076 square metres.</p> <p>If the answer is incorrect, award TWO marks for:</p> <ul style="list-style-type: none"> sight of 9184 as evidence of the multiplication for the first step completed correctly <p>OR</p> <ul style="list-style-type: none"> evidence of an appropriate method which contains no more than ONE arithmetical error, e.g. $\begin{array}{r} 112 \\ \times 82 \\ \hline 8960 \\ 224 \\ \hline 9187 \text{ (error)} \\ 9187 \\ - 6108 \\ \hline 3079 \end{array}$ <ul style="list-style-type: none"> Award ONE mark for evidence of an appropriate method which contains more than ONE arithmetical error. 	Up to 3m	<p>Do not award any marks if the error is in the place value of the multiplication, e.g. the omission of the final zero when multiplying by tens, e.g.</p> $\begin{array}{r} 112 \\ \times 82 \\ \hline 896 \\ 224 \\ \hline \text{wrong answer} \end{array}$
<p>Question 19 commentary: As well as a range of 1 mark and 2 mark questions, one of the questions in a suite of tests may now attract three marks. The solution to a 3 mark question may involve more steps or, as in this example, more complex calculations.</p>			
20a	(12, 0)	1m	Accept unambiguous answers written on the diagram.
20b	(9, -8)	1m	If the answer to 20a is (9, -8) AND the answer to 20b is (12, 0) then award ONE mark for 20b.

[BLANK PAGE]

This page is intentionally blank.



Standards
& Testing
Agency

Sample key stage 2 mathematics test mark schemes

Electronic PDF version product code: STA/15/7335/e ISBN: 978-1-78315-820-1

For more copies

Additional printed copies of this booklet are not available. It can be downloaded from www.gov.uk/government/publications.

© Crown copyright and Crown information 2015

Re-use of Crown copyright and Crown information in test materials

Subject to the exceptions listed below, the test materials on this website are Crown copyright or Crown information and you may re-use them (not including logos) free of charge in any format or medium in accordance with the terms of the Open Government Licence v3.0 which can be found on the National Archives website and accessed via the following link: www.nationalarchives.gov.uk/doc/open-government-licence. When you use this information under the Open Government Licence v3.0, you should include the following attribution: 'Contains public sector information licensed under the Open Government Licence v3.0' and where possible provide a link to the licence.



Exceptions – third-party copyright content in test materials

You must obtain permission from the relevant copyright owners, as listed in the '2016 sample tests copyright report', for re-use of any third-party copyright content which we have identified in the test materials, as listed below. Alternatively you should remove the unlicensed third-party copyright content and/or replace it with appropriately licensed material.

Third-party content

These materials contain no third-party copyright content.

If you have any queries regarding these test materials contact the national curriculum assessments helpline on 0300 303 3013 or email assessments@education.gov.uk.